

Iberia


Online Voucher quick guide



¿How can I redeem my discount?

Iberia's online discount applies for your ticket purchase on www.iberia.com, following the next easy steps:


1.- Visit www.iberia.com and select your desired travel dates and destination:



The screenshot shows the Iberia website's flight search interface. At the top, there is a red navigation bar with the Iberia logo on the left and links for 'USA - EN', 'Companies', 'Helpdesk', 'Registration', and 'Log in' on the right. Below this is a white navigation menu with tabs for 'Travel', 'Your flights', 'Before you travel', 'Iberia experience', 'Iberia Plus', and 'Sustainability'. The main search area is a white box with a light gray background. It features a search bar with the following fields: 'DEPARTURE' (Málaga (AGP)), 'DESTINATION' (Nueva York John F Ken...), 'DEPARTURE ...' (04/25/2023), 'RETURN DATE' (05/06/2023), and '2 Passengers'. A red 'Search' button is on the right. Below the search bar, there are options for 'Return', 'Pay with Avios', and 'Lowest fare'. The background of the search area is a blurred image of a person's hair. Below the search bar, the text 'Your trip, your way' is displayed in a large font, followed by 'Choose your seat, add bags and more'. A red button with the text 'PERSONALISE YOUR TRIP' is centered below this text. In the bottom right corner of the search area, there is a small white information icon.

¿ How can I redeem my discount?

2.- Complete all booking steps up to 4. Payment and enter your voucher code in the enabled box:

Malaga ↗ New York John F Kenn...
OUTBOUND: 25/04/2023 | RETURN: 06/05/2023 |  x 2 | [Change search](#)

1. Flight selection — 2. Passenger information — 3. Personalise and complete — 4. Payment — 5. Confirmation

Payment

Bank card PayPal



Card number

Cardholder's first name

Do you have a voucher, discount code or gift card?

Enter the code

Apply



Thanks

